




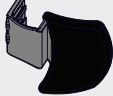



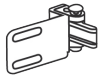












## Fixed side supports for the x:panda

Type	Article no.	Picture	Dimensions	Sideways adjustment	Most often used on
Type 1	8910301-1		H: 7 cm W: 11 cm	2½ cm	x:panda size 1 and 2 Relatively deep and may be in the way of some arm movements
Type 2	8910301-2		H: 10 cm W: 10 cm	2½ cm	x:panda size 1 and 2 Provides support over a bigger area. Allows for free arm movements
Type 3	8910301-3		H: 14 cm W: 12 cm	2½ cm	x:panda size 3 Provides support over a bigger area. Allows for free arm movements
Type 4	8910301-4		H: 9 cm W: 16 cm	2½ cm	x:panda size 3 Relatively deep and may be in the way of some arm movements
Type 5	8910301-5		H: 15 cm W: 16 cm	5 cm	x:panda size 3 and 4 Provides support on a bigger area. Launched together with x:panda size 4, mounted on a bigger curve. Can go 5 cm over the side of the back
Type 6	8910301-6		H: 14 cm W: 12 cm	5 cm	x:panda size 4 Provides support over a bigger area. Same pad as type 3, but mounted on a bigger curve. Allows for free arm movements. Can go 5 cm over the side of the back
Type 3P Type 5P Type 6P	8910401-3P 8910401-5P 8910401-6P		As above	As above	An additional 10 mm layer of foam has been glued onto the outside of the side support to create an upper edge wide enough to allow for a top piece of padding to be placed on top of the side support
Type 1-4 +6	8910702-30		-	-	For easy adjusting of the side support in width
Type 5	8910702-40		-	-	For easy adjusting of the side support in width

## Swing-away side supports for the x:panda

Fitting	Bar	Article no.	Sideways adjustment
	Choose bar	839xx-x60	
		83910-x60	Straight
		83925-x60	Offset: 2½ cm
		83945-x60	Offset: 4½ cm
		83965-x60	Offset: 6½ cm

Choose cushion

Cushion	Article no.	Dimensions	Most often used on
	839xx-160	H: 9 cm L: 19 cm	The swing-away side supports are most often used on the x:panda if it is not possible to get close enough to the child's body with the fixed side supports
	839xx-260	H: 6½ cm L: 17 cm	It is quick and easy to remove the supports when the child is transferred into and out of the seat
	839xx-360	H: 6½ cm L: 15 cm	
	839xx-460	H: 15½ cm L: 12 cm	
	839xx-560	H: 10 cm L: 10 cm	
	839xx-660	H: 5½ cm L: 11½ cm	Fill in your choice: 839 ___ - __60 Example: 83910-660



8910702-30

-

For easy adjusting of the side support in width